

LAWYERS  
TRUST FUND  
*of* ILLINOIS

Legal Aid  
Grantees &  
Services

February 26, 2025

---

**The Lawyers Trust Fund’s mission is “to support the provision of civil legal services to low-income Illinois residents throughout the state in an efficient, effective, and equitable manner.”**

---

# Introduction

## About the Lawyers Trust Fund

The Lawyers Trust Fund of Illinois (LTF) is a charitable foundation established in 1983 to support not-for-profit organizations that provide legal aid services to low-income individuals and families. The Lawyers Trust Fund receives revenue from three sources created by the authority of the Supreme Court of Illinois: the Interest on Lawyers’ Trust Accounts (IOLTA) program, a legal aid fee assessed on Illinois lawyers as part of the annual attorney registration process, and unidentified funds in IOLTA accounts.

The grants made by LTF each year help legal aid organizations that collectively form a safety net for tens of thousands of low-income Illinoisans who face serious civil legal problems, cannot afford to hire an attorney, and have nowhere else to turn.

## Purpose of this Report

This report provides an overview of LTF’s 2025 grantees and the services they provide. It is intended to highlight the scope and nature of that work, as well as important information about their staff, governing boards, and funding sources.

This report is updated on an annual basis.

## A Note on the Data

The information in this report is derived primarily from grant applications submitted by legal aid organizations to the Lawyers Trust Fund in September 2024. These applications formed the basis of LTF’s grant awards for calendar year 2025. Most of the data submitted is for the period July 1, 2023 – June 30, 2024. The data is reported in the aggregate for all 55 of LTF’s 2025 grantees.

# LTF Grantees: 2025

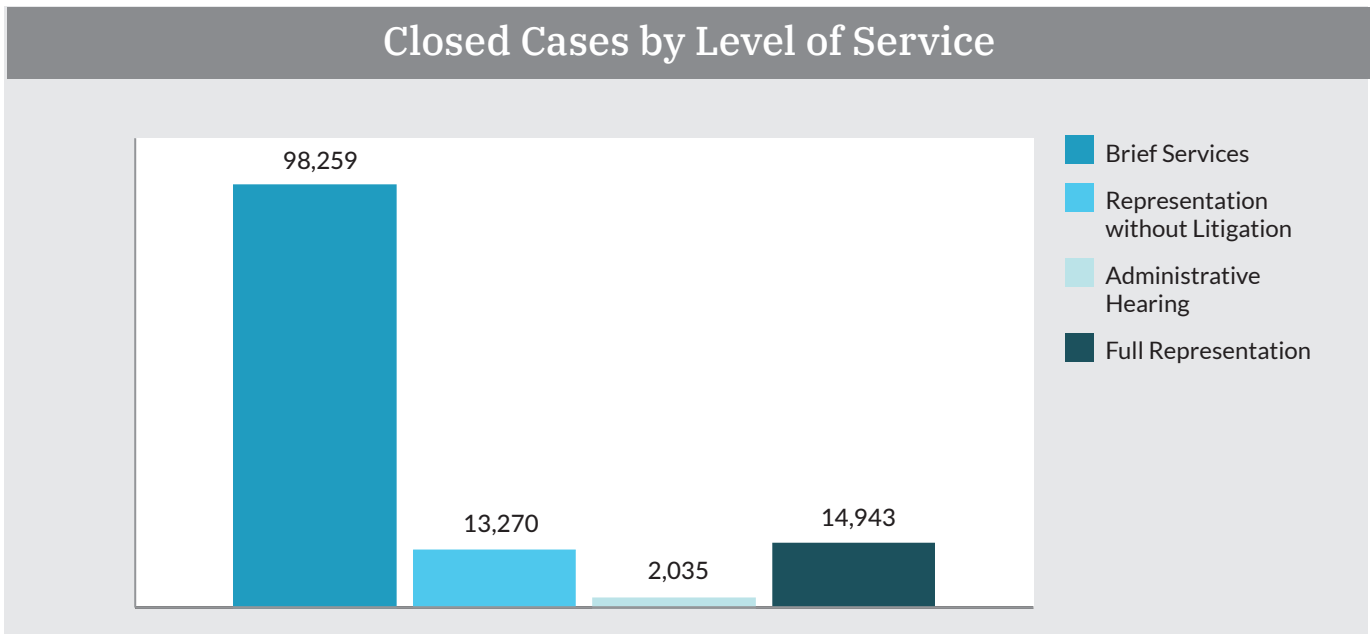
The information in this report is based on data submitted by the organizations listed below in their applications for calendar year 2025 funding from LTF. For more information about the programs' locations, a description of their services, and the amount of their grants, please visit the [LTF website](#).

- Access Living
- Ascend Justice
- Cabrini Green Legal Aid
- CARPLS Legal Aid
- Center for Disability & Elder Law
- Centro de Información
- Chicago Advocate Legal
- Chicago Alliance Against Sexual Exploitation
- Chicago Coalition to end Homelessness
- Chicago House TransLegal Program
- Chicago Lawyers' Committee for Civil Rights
- Chicago Volunteer Legal Services
- Chicago Workers Collaborative
- Chinese American Service League
- CJE SeniorLife
- Coalition Legal
- DePaul University College of Law Asylum & Immigration Clinic
- DuPage Legal Aid
- Equip for Equality
- Erie Neighborhood House
- Greater Chicago Legal Clinic
- HANA Center
- Illinois Equal Justice Foundation
- Illinois Legal Aid Online
- Illinois Prison Project
- Immigration Project
- Indo-American Center
- James B. Moran Center for Youth Advocacy
- Ladder Up
- Land of Lincoln Legal Aid
- Law Center for Better Housing
- Legal Aid Chicago
- Legal Aid Society of Metropolitan Family Services
- Legal Council for Health Justice
- Life Span
- Loyola University Chicago School of Law Health Justice Project Clinic
- National Immigrant Justice Center
- North Suburban Legal Aid Clinic
- Northern Illinois Justice for Our Neighbors
- Prairie State Legal Services
- Pro Bono Network
- Public Interest Law Initiative
- Raise the Floor Alliance
- Southern Illinois University Simmons Law School Civil Practice Clinic
- Syrian Community Network
- Teamwork Englewood
- The Resurrection Project
- The Village Legal & Community Project
- The Young Center for Immigrant Children's Rights
- United African Organization
- Uptown People's Law Center
- Valley Immigrant Advocates
- Vietnamese Association of Illinois
- Westside Justice Center
- World Relief Chicagoland

# Case and Client Information

## Closed Cases/Levels of Service

The Lawyers Trust Fund's 55 legal aid grantees closed a total of 128,507 cases from July 1, 2023 through June 30, 2024. The scope of the services provided in these cases is reflected in the chart below. (For definitions of the various levels of service, [follow this link.](#))



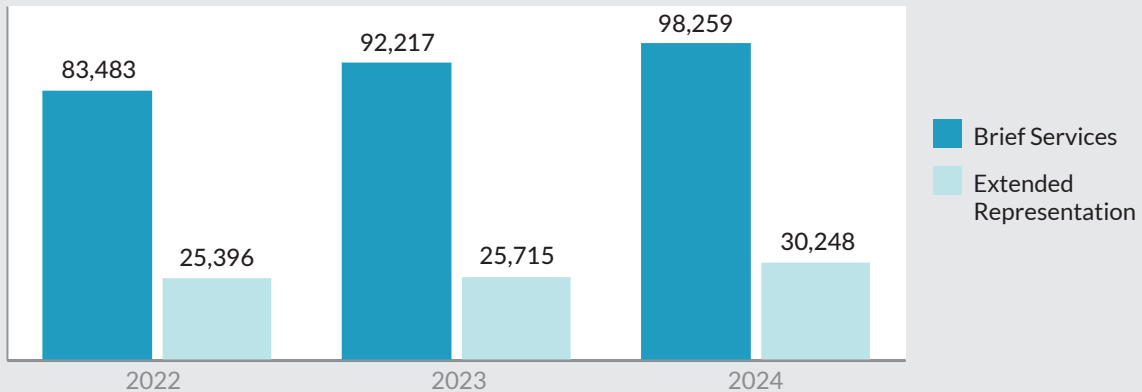
## Open Cases

As of June 30, 2024, LTF grantees reported a total of **40,331** open or pending cases.

## Trend Data: Closed Cases by Level of Service

The chart on the following page shows the number of closed cases by level of service over the past three years.

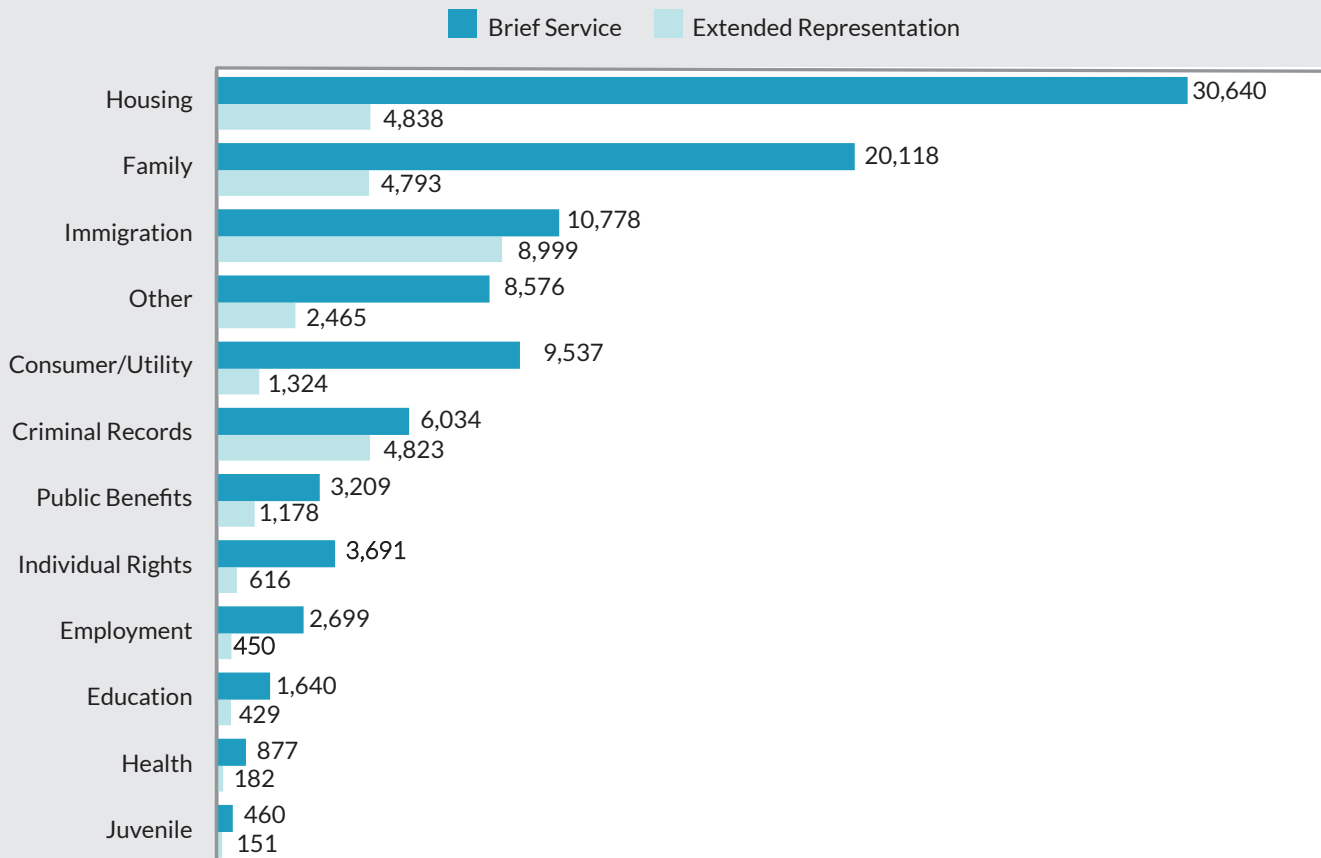
## Closed Cases Over Past 3 Years



## Closed Cases by Category of Law

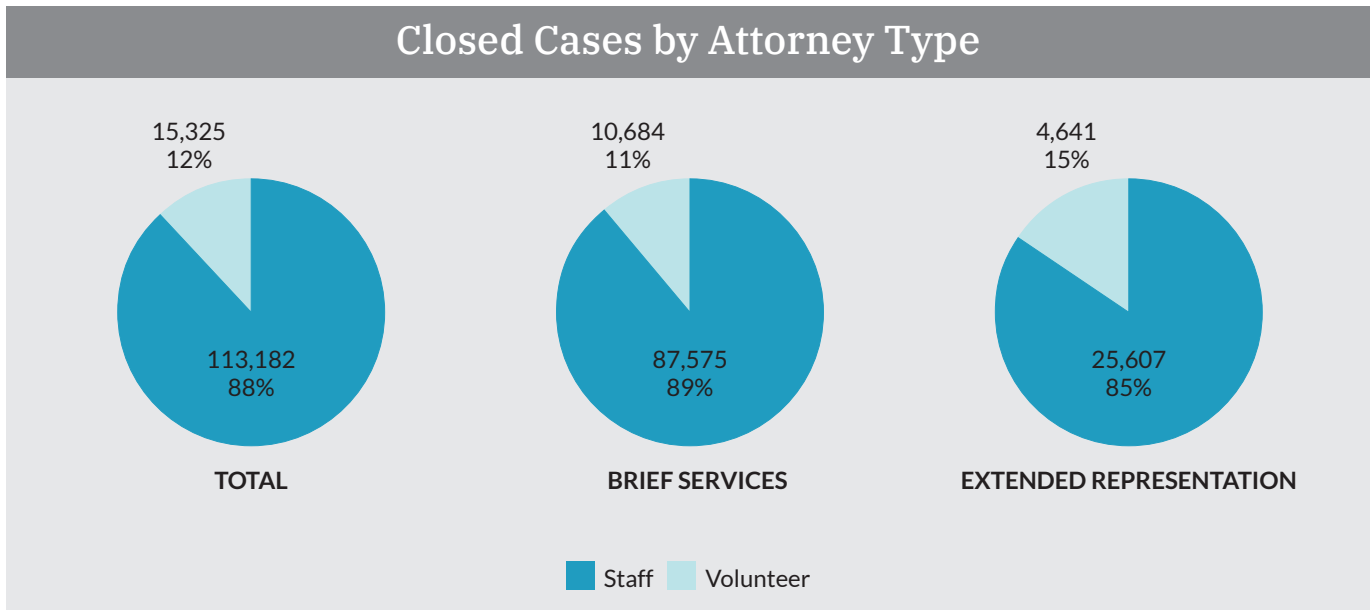
Legal aid organizations funded by LTF provide services in a wide range of case types related to issues involving access to shelter, safety, family stability, and other critical needs. These cases are grouped into the general categories in the chart below. (For definitions of the various categories of law, [follow this link.](#))

## Closed Cases by Category of Law




## Staff & Pro Bono Services

Many LTF grantees rely on generous contributions of time and expertise by volunteer attorneys to help provide legal services to clients. The following charts show the number and percentage of closed cases handled by volunteer attorneys and staff attorneys for the period July 1, 2023 – June 30, 2024.

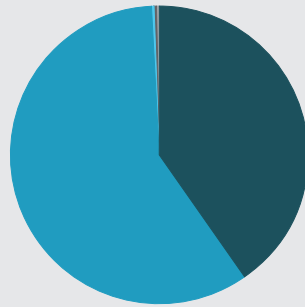


## Client Demographics

The Lawyers Trust Fund’s mission includes supporting the provision of legal aid services in an equitable manner. Consequently, LTF collects data on the demographic characteristics of the clients served by its grantees, as reflected in the charts below.

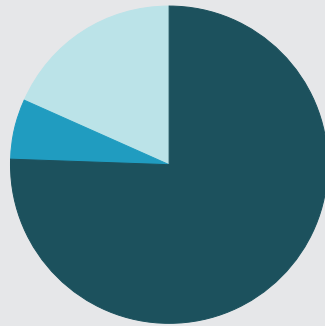


## Client Gender Identity



Cis Man	46,121	41%
Cis Woman	67,370	59%
Non-Binary / Non-Conforming	193	<1%
Trans Man	99	<1%
Trans Woman	261	<1%
Gender identity not listed	265	<1%

## Client Age



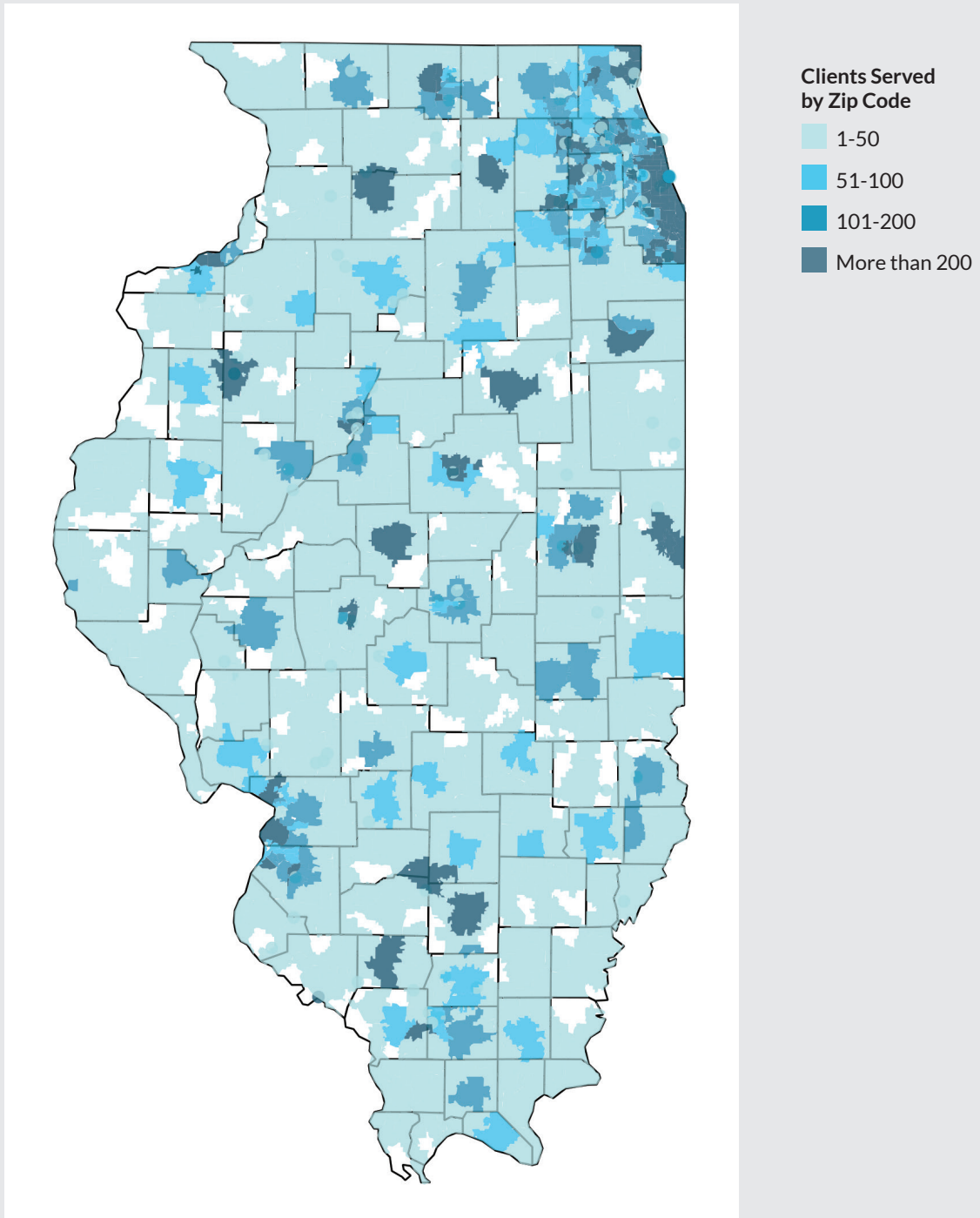
Adults	86,509	76%
Children / Youth	7,045	6%
Seniors	20,725	18%

LTF also invited programs to report voluntarily on clients' disability identities. According to the data submitted, **29%** of clients served by LTF grantee programs identified as having one or more disabilities.

## Geographic Distribution of Legal Aid Services

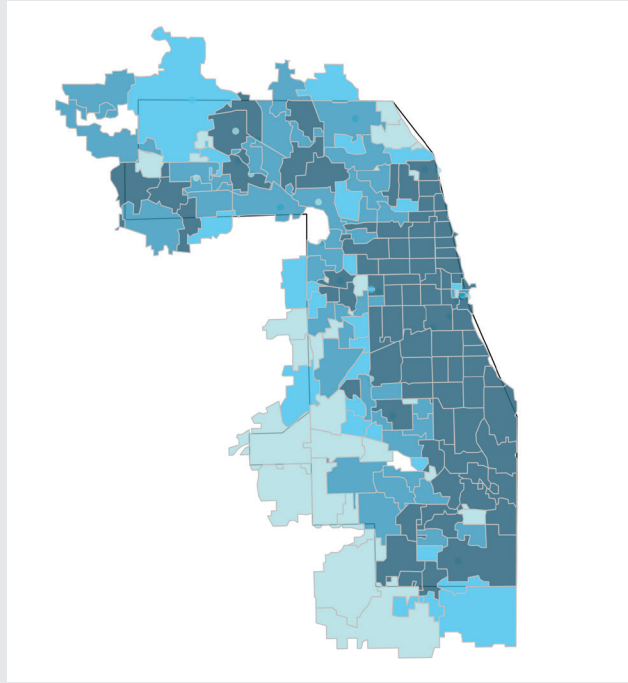
As a statewide funder of legal aid services, LTF collects information about the geographic distribution of the services provided by its grantees. Legal aid programs use a wide variety of methods (e.g., telephone hotlines, online intake, internet-based legal information, chatbots, on-site clinics at community partner agencies) to ensure that people in all areas of the state have access to help. The following maps show the geographic distribution of services provided from July 1, 2023 – June 30, 2024.

# State of Illinois





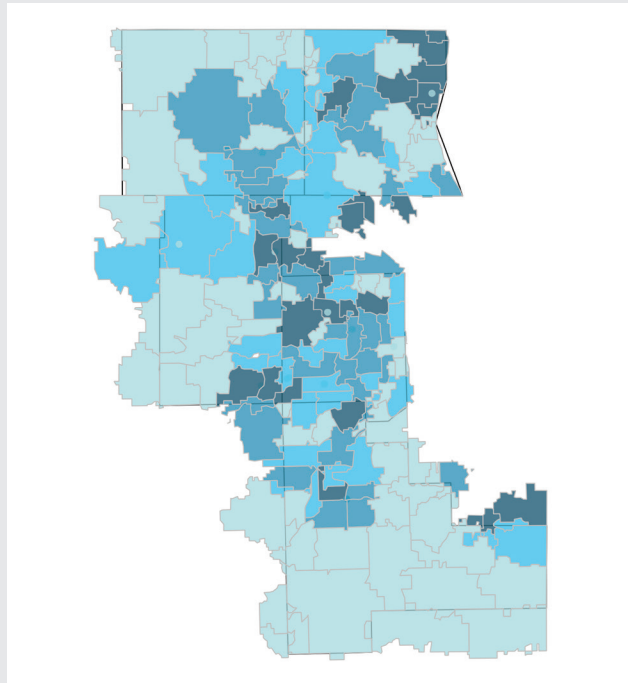
## Cook County



### Clients Served by Zip Code

- 1-50
- 51-100
- 101-200
- More than 200

## Collar Counties



### Clients Served by Zip Code

- 1-50
- 51-100
- 101-200
- More than 200

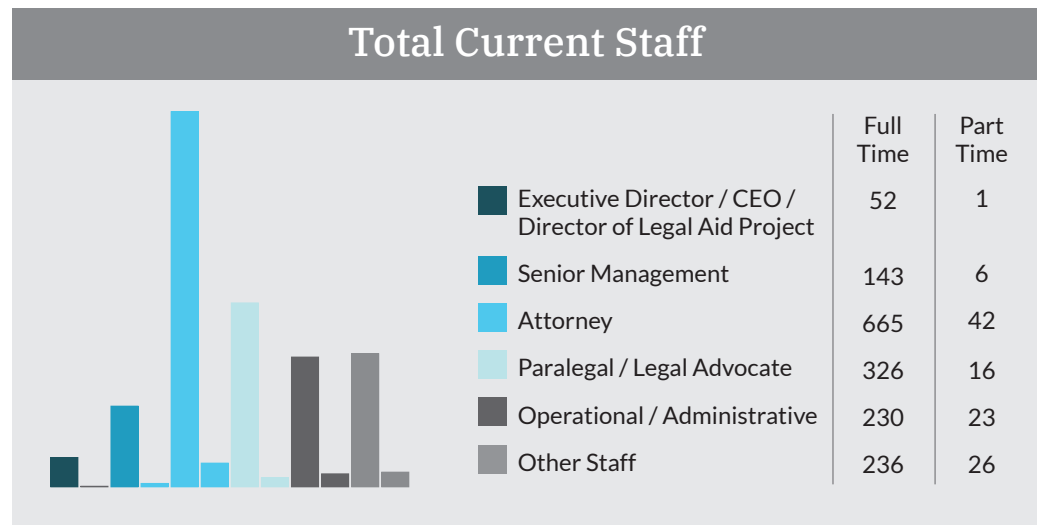
# Data On Legal Aid Organizations

## Legal Aid Budgets

The 55 legal aid organizations funded by LTF had budgets totaling **\$200,360,727** for the period July 1, 2023 – June 30, 2024.

## Legal Aid Staff

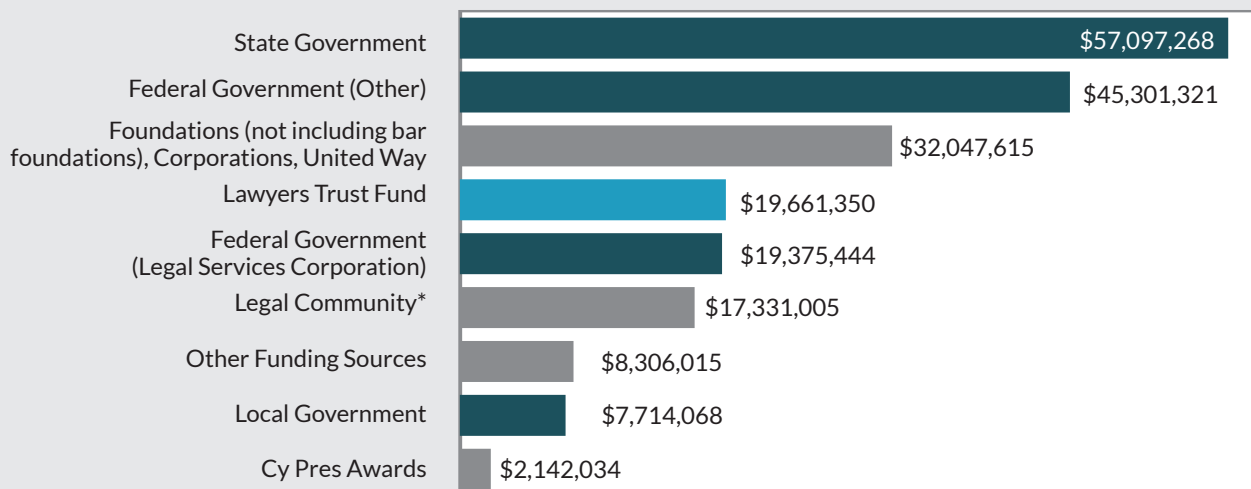
LTF grantees employed 1,766 total staff members as of June 30, 2024, including 1,652 full-time staff members and 114 part-time staff members. Of this total, 1,049 (991 full-time staff members and 58 part-time staff members) were attorneys or paralegals/advocates engaged in direct client service. It is important to note that in many – especially smaller – organizations, individuals serving as executive/project directors or senior management staff are also engaged in advising and representing clients.



## Legal Aid Revenue

LTF’s 55 grantees reported total revenues of **\$208,976,119** for the period July 1, 2023 – June 30, 2024. Sixty-two percent of that funding was from public sources, including grants and contracts from local governments, the State of Illinois, and the federal government, including the Legal Services Corporation. The chart on the following page breaks down the sources of funding in more detail.

## Sector-Wide Organizational Revenue by Source

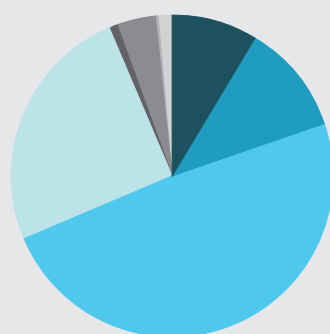


\*Includes financial contributions from law firms, bar foundations, bar associations, and individual donors. Does not include the \$95 annual registration fee paid by Illinois attorneys and administered by the Lawyers Trust Fund. Also does not include the value of pro bono services contributed by lawyers.

## Staff and Board Demographics

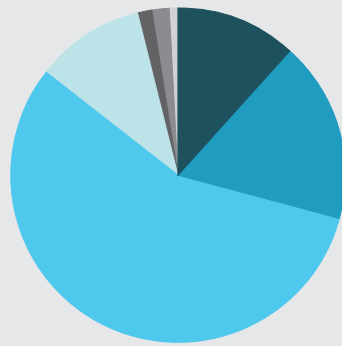
The Lawyers Trust Fund recognizes that diversity is a fundamental building block of a healthy, sustainable, and effective organization. Consequently, LTF collects data regarding the demographic composition of its grantees' staff members and governing boards, as reflected in the charts below.

### Staff Race and Ethnicity



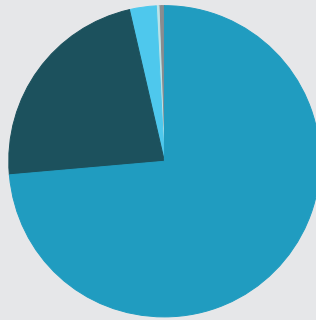
Asian / Asian American	152	9%
Black / African American	196	11%
Caucasian / White	855	49%
Hispanic / Latino / Latina / Latinx	440	25%
Middle Eastern / North African	16	1%
Multi-Racial / Multi-Ethnic	64	4%
Native American / Alaska Native / Hawaiian / Indigenous	5	<1%
Racial / Ethnic identity not listed	24	1%

## Board Members – Race and Ethnicity



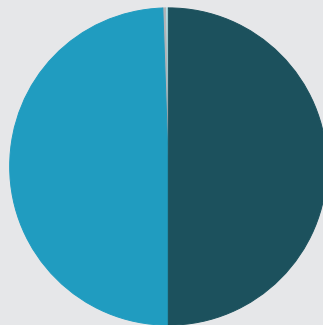
Asian / Asian American	103	12%
Black / African American	150	17%
Caucasian / White	490	57%
Hispanic / Latino / Latina / Latinx	92	11%
Middle Eastern / North African	11	1%
Multi-Racial / Multi-Ethnic	14	2%
Native American / Alaska Native / Hawaiian / Indigenous	1	<1%
Racial / Ethnic identity not listed	6	<1%

## Staff Gender Identity



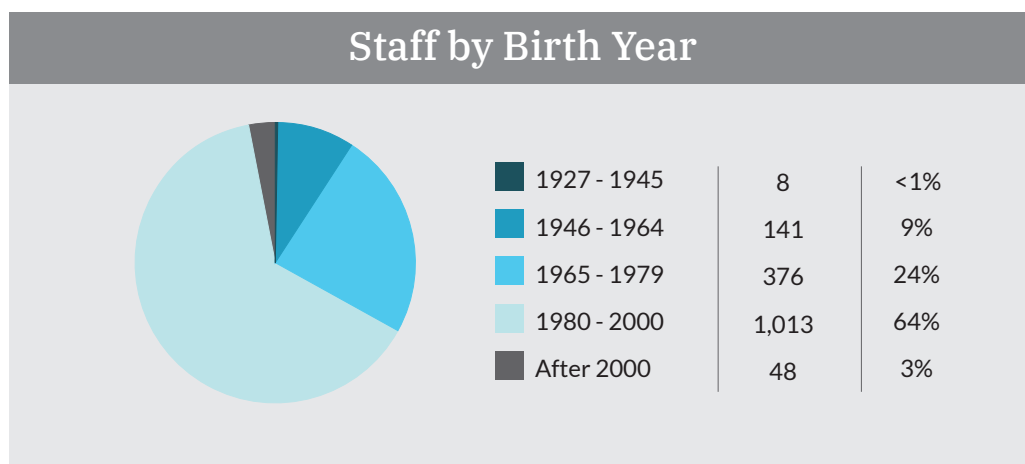
Cis Woman	953	74%
Cis Man	293	23%
Non-Binary / Non-Conforming	36	3%
Gender identity not listed	5	<1%
Trans Man	2	<1%
Trans Woman	2	<1%

## Board Members – Gender Identity



Cis Man	409	50%
Cis Woman	406	50%
Trans Woman	2	<1%
Non-Binary / Non-Conforming	1	<1%

## Staff by Birth Year



LTF also invited programs to report voluntarily on staff members' disability and sexual orientation identities. Of the data submitted:

- 15% of legal aid staff members identified as having one or more disabilities;
- 74% of legal aid staff members identified as straight, 7% as gay/lesbian, 7% as bisexual, and 12% as a sexual orientation identity not listed.

## Demographic Profile of Legal Aid Leaders

Leaders of LTF-funded legal aid programs (both executive directors / chief executive officers of their legal aid organizations, as well as the directors of the legal aid projects at larger social service agencies) were:

- 62% Caucasian/White, 16% Hispanic/Latino/Latina/Latinx, 13% Black/African American, 7% Asian/Asian American, and 2% Native American/Alaska Native/Hawaiian/Indigenous;
- 73% cis women and 27% cis men;
- 2% born between 1927 and 1945, 18% born between 1946 and 1964, 52% born between 1965 and 1979, and 28% born between 1980 and 2000.

## Demographic Profile of Legal Aid Lawyers

Of all legal aid lawyers at LTF-funded programs, including both staff/senior staff attorneys and supervising/managing attorneys:

- 68% are Caucasian/White, 13% are Hispanic/Latino/Latina/Latinx, 7% are Black/African American, 5% are Asian/Asian American, 4% are Multi-Racial/Multi-Ethnic, 1% are of a race/ethnicity not listed, 1% are Middle Eastern/North African, and <1% are Native American/Alaska Native/Hawaiian/Indigenous;
- 66% are cis women, 30% are cis men, and 3% are trans or non-binary;
- <1% were born between 1927 and 1945, 7% were born between 1946 and 1964, 23% were born between 1965 and 1979, 69% were born between 1980 and 2000, and 1% were born after 2000.

LAWYERS  
TRUST FUND  
*of* ILLINOIS

312-938-2906  
[www.ltf.org](http://www.ltf.org)